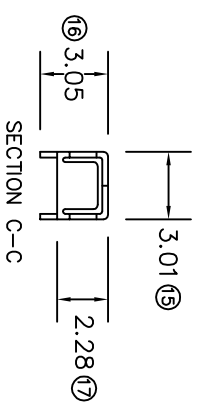
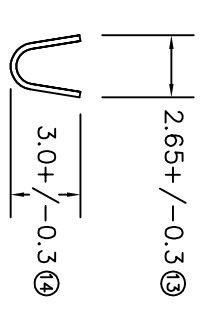
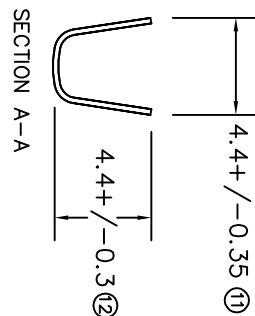
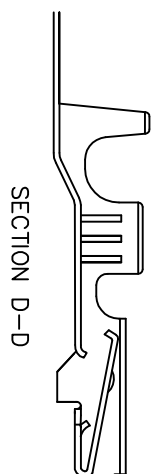
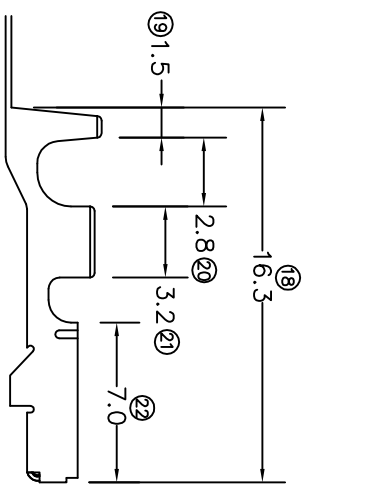
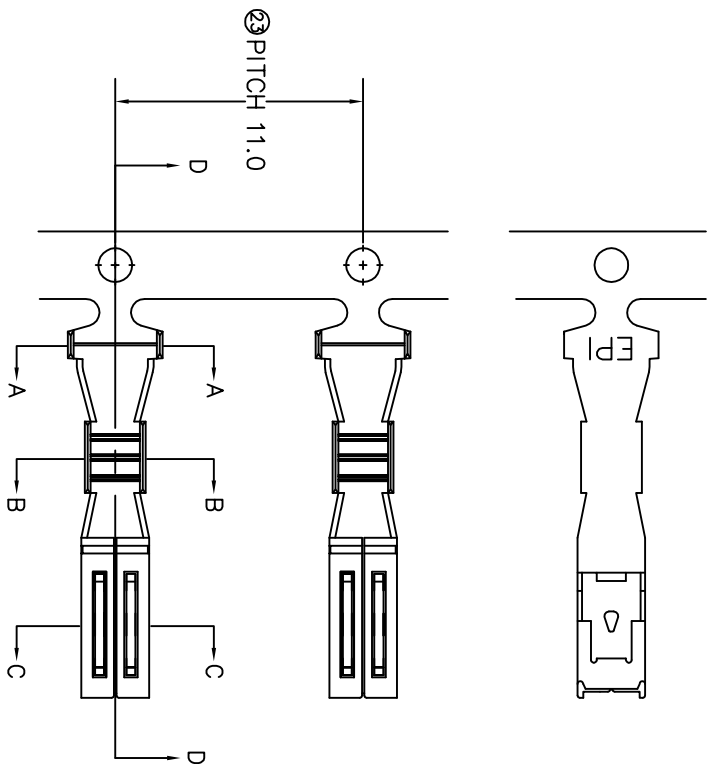


TERMINALS SPECIFICATION DRAWING



FOR REFERENCE ONLY

- 10) CRIMPING WIRE TENSILE FORCE IS BASE ON COPPER BREAK OFF INTENSITY.
- 9) TEMPERATURE RANGE -40°C TO +120°C.
- 8) VOLTAGE-MAX [VOLTS] PER WIRE SPECIFICATION.
- 7) MATCHING WITH TAB to.6 X W2.2
- 6) TENSILE FORCE : MIN 0.20KG.
- 5) INSERT FORCE : MAX 0.65KG.
- 4) THICKNESS PLATING MORE THAN 40µ INCH.
- 3) PACKING QTY : 4000 PCS/REEL.
- 2) WIRE INSULATION (O.D) : 2.6MM.
- 1) APPLICABLE WIRE RANGE : 0.81-0.36MM².

SPECIFICATION :

	MATERIAL: to.25 BRASS C2680		PRE-TIN PLATED TREATMENT SELECTIVE	170904M-2T PART NUMBER
	DIMENSIONS : MM TOLERANCE UNLESS OTHERWISE SPECIFIED:	DWN: KS YEW CHK: SC CHOO APVD: CHUANG	EPI Terminals & Connectors Elamp Precision Industry(M) Sdn.Bhd.	
REVISION: 02	X.XXX +/-0.05 X.XX +/-0.10 X.X +/-0.20 X +/-0.50	YL SCALE : FREE DRAWING NO:	PART NAME: 090 SERIES FEMALE TERMINALS APPLICABLE (1) TERMINALS (2) HOUSING (1) 270904 (2) 090 FW-SERIES CONNECTORS	
SHEET OF : 1 / 1	EFFECTIVE DATE : 11/7/07	A1422		